

## URBAN LED Industrial UB Linear Luminaire



**rayTEC**



### Power and Performance

High lumen output up to 11,000 lumens and a range of beam patterns to effectively light up large open areas.



### Intelligent Emergency

Self-testing emergency battery providing up to 3 hours emergency back-up.



### Retrofitable

Linear has been designed with the same dimensions, fixing centres and cable entries as traditional fluorescent fittings making it a direct replacement.



### Bespoke LED

Raytec are specialists in LEDs and all our products are designed around LEDs with bespoke housing for optimum performance and reliability.

## 5 YEAR WARRANTY

All Raytec luminaires are provided with an industry leading 5 year warranty and have an expected useful life in excess of 10 years. See Warranty Statement for details.



# Technical Specifications - URBAN Linear

## URBAN Linear WL84



## URBAN Linear WL168



Electrical	WL84	WL84 Emergency	WL168	WL168 Emergency
Input	186-264VAC 50/60Hz	186-264VAC 50/60Hz	186-264VAC 50/60Hz	186-264VAC 50/60Hz
Power	36W	39W	72W	72W
Termination	2m long 3 core & 2 core flying lead on standard version 2m long 4 core & 2 core flying lead on emergency version (Optional No Cable (NC) version with incoming terminal block suitable for 4 core 4mm2 cable)			
Power Factor	>0.95	>0.95	>0.95	>0.95
Dimming Interface	DALI 2.0			

Optical	WL84	WL84 Emergency	WL168	WL168 Emergency
Lumen output on mains	5,553	5,553	11,106	11,106
LED type	Platinum Elite SMT LEDs	Platinum Elite SMT LEDs	Platinum Elite SMT LEDs	Platinum Elite SMT LEDs
Number of LEDs	80	80	160	160
CRI	80+	80+	80+	80+
Colour Temperature	4000K standard	4000K standard	4000K standard	4000K standard

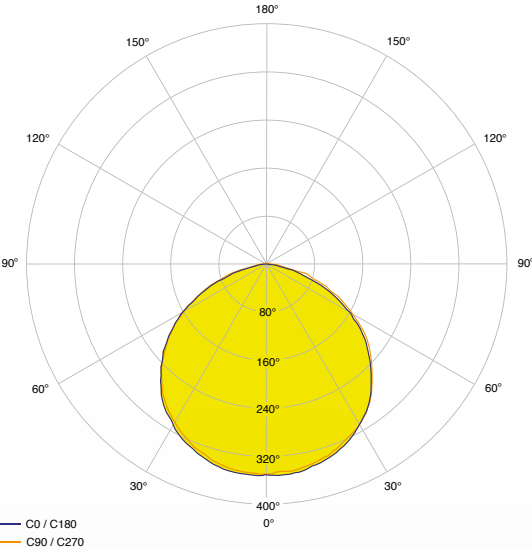
Mechanical	WL84	WL84 Emergency	WL168	WL168 Emergency
Burning Position	Universal	Universal	Universal	Universal
IP Rating	IP66 & IP67	IP66 & IP67	IP66 & IP67	IP66 & IP67
IK Rating	IK10	IK10	IK10	IK10
Temperature Range	-40°C to +40°C	-20°C to +40°C	-40°C to +40°C	-20°C to +40°C
Weight	6kg (13.2lbs)	7kg (15.4lbs)	9kg (19.8lbs)	10kg (22lbs)

Mechanical	WL84	WL84 Emergency	WL168	WL168 Emergency
Enclosure	Marine grade aluminium epoxy powder coated, UV stabilised polycarbonate, all external fasteners and brackets are marine grade stainless steel			
Unit Colour	Silver (RAL 9006)	Silver (RAL 9006) Red (RAL3024) - Emergency battery cover	Silver (RAL 9006)	Silver (RAL 9006) Red (RAL3024) - Emergency battery cover
Installation instructions	Please see document 0980-D-00001 at <a href="http://www.raytecded.com">www.raytecded.com</a>			
Dimensions	See dimensional sketches			
Mounting	Via M8/M6 tapped holes, various mounting arrangements available. Supplied with 2x M8 eyebolts			

# Technical Specifications - URBAN Linear

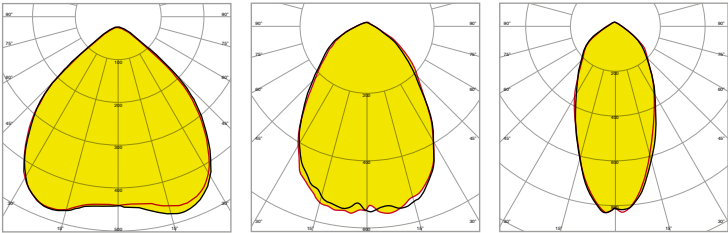
Intelligent Emergency	WL84 EMX20	WL168 EMX10
Function	Self-testing intelligent emergency	Self-testing intelligent emergency
System health indicator	Tri-colour LED indicator	Tri-colour LED indicator
Emergency Duration	Up to 3hrs @ 20% power	Up to 3hrs @ 10% power
Emergency Battery	NiMH 6V	NiMH 6V
Emergency Charge Time	20 hours	20 hours

## Light Distribution



Standard

### Symmetrical Optics

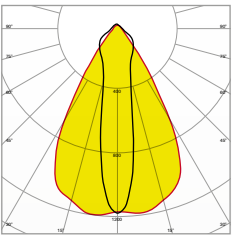


90x90

60x60

30x30

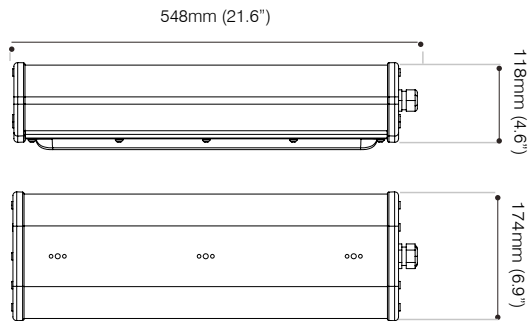
### Asymmetrical Optics



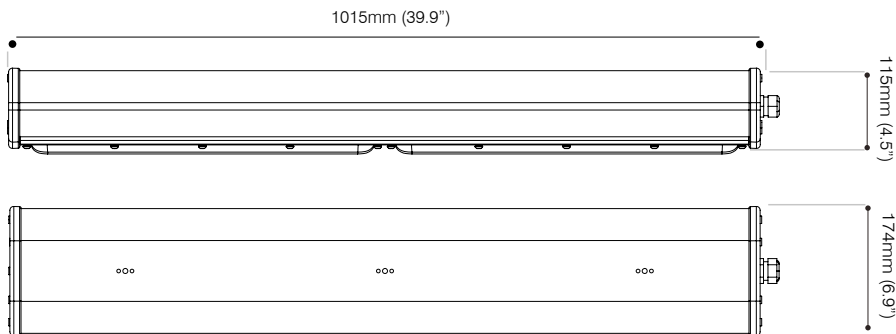
Aisle -  
80x30

# Product Dimensions

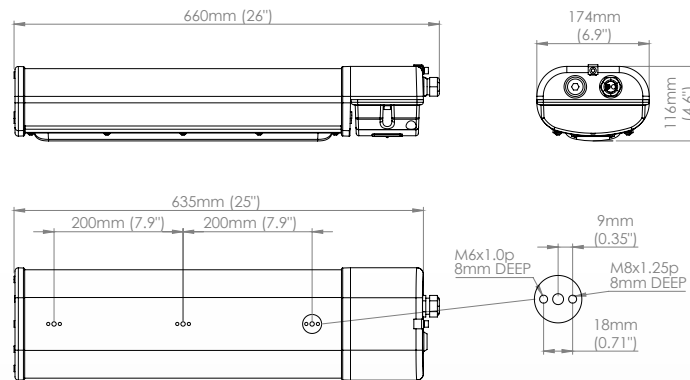
## WL84



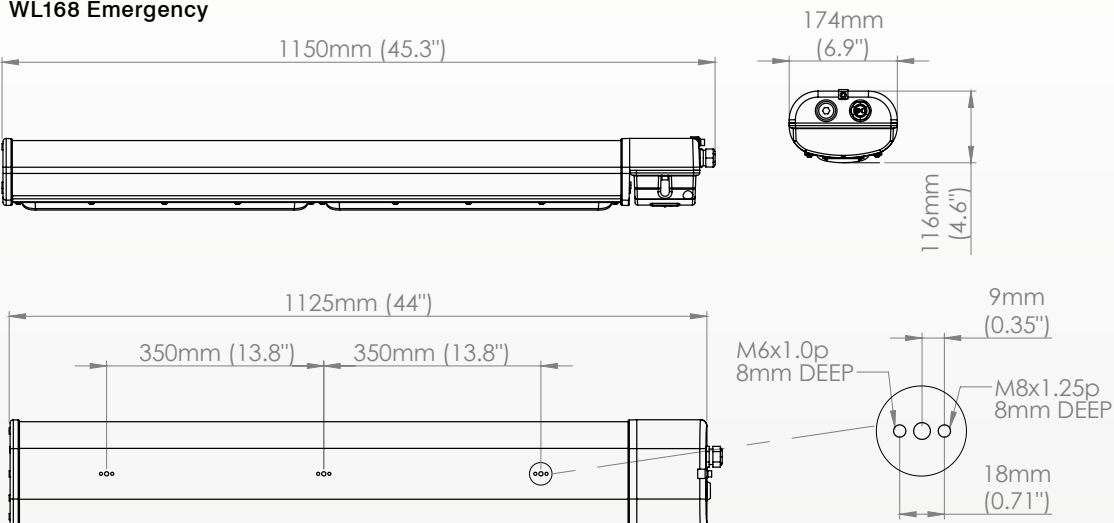
## WL168



## WL84 Emergency



## WL168 Emergency



# Part Code Builder

## URBAN Linear Family

Standard: Example - UB-WL84-EMX20-4K						
Family	Model	Emergency	CCT	Power	Optics	Entry
UB	WL84	NOT STATED - Non EM	4K - 4000K	Not Stated - 186-264VAC 50/60Hz	Not Stated - Standard	Not Stated - 2M flying lead
	WL168	EMX20 (20% for 3 hours) WL84 Only	Other options available. Contact Raytec		Other optics available - please contact Raytec	NC - No Cable
		EMX10 (10% for 3 hours) WL168 Only				

\*Alternative versions available. Please contact Raytec for details.